





Things To Consider For Choosing The Best Paver For Landscaping Area



Pavers are a popular choice for use in the house and garden, including paths, swimming pools, driveways, and outdoor living areas. One of the numerous benefits of paving is the enormous variety of materials, colours, forms, and finishes available. A large backyard may easily serve as the setting for an outdoor man cave! Basements with colourful lighting are no longer the draw they once were. Organize a getaway that will both entertain and soothe your spirit. If you are planning for any outdoor landscaping projects then taking advice from **outdoor pavers Melbourne** can help.





Architectural, residential, and commercial outside paving projects such as streetscapes, highways, driveways, and outdoor landscapes can all benefit from outdoor paving solutions. Paving ideas for the outdoors bring beauty, usefulness, and safety. Natural stones, bricks, and concrete pavers are all excellent paving options, each with its own set of advantages. Outdoor paving stones are available in a variety of colours and patterns, including circular, running bond, basket wave, and more. You can achieve your preferred themes, such as modern, old world, contemporary, or avant-garde, by combining different forms, colours, and patterns.

1. Local climate

The choice of pavement material must withstand not only normal pedestrian traffic, but also the weather conditions in your area. However, keep in mind that not all types of paver are suitable for all climates. For example, in areas with heavy snow and rain, the porosity of bricks can accelerate wear faster than concrete. Limestone tends to fade when exposed to the intense heat of the sun.

2. Paver mold


The dimensions of the landscaping area determine the shape of the pavement. First, look at the patio or garden. If you see a horned shape, standard clinker pavement may work. If you have a larger patio or garden, you can place elements such as plants, gravel, and even wood chips to space each part of the paving stone. Also note that complex plaster shapes increase the cost of laying.



3. Plaster paint

When it comes to the color of the paving stones, consider the amount of sunlight your garden or patio receives at a particular time of the day. Light-colored pavement reflects light well, but wide areas can cause unpleasant glare. At the same time, dark cobblestones can be too hot to walk when exposed to heat. It is even more important that the color of the plaster you choose matches well with the surrounding colors.

The last thing you want to be sure of is that the pavers you purchase are durable enough for the job. If you're building a walkway that will see a lot of foot traffic, ensure sure the surface treatment is appropriate and won't wear away over time. You'll want to choose a driveway that can withstand a lot of weight if you're paving a driveway where big cars will be parked. When paving an area that receives a lot of direct sunlight, you'll want to use an anti-fade surface.



Hope you enjoyed reading the blog and found it useful for your outdoor [Crazy paving Melbourne](#) Project. Outdoor area is the first thing that reflects the impression of the property. Share your comments and ideas regarding outdoor paving in the comment section.

Source : [Things To Consider For Choosing The Best Paver For Landscaping Area](#)

Thank You